



## Fund facts

ISIN: NO0010140502

Launch date, share class: 05.04.2002

Launch date, fund: 05.04.2002

Domicile: NO

NAV: 104.90 EUR

AUM: 1,331 MEUR

Benchmark index: MSCI Emerging Markets Index

Minimum purchase: 50 EUR

Fixed management fee: 2.00 %

Performance fee: 10.00 % (see prospectus for details)

Ongoing charge: 2.00 %

Number of holdings: 42

SFDR: Article 8



**Fredrik Bjelland**  
Managed fund since  
27 August 2017



**Cathrine Gether**  
Managed fund since  
30 September 2010



**Espen Klette**  
Managed fund since  
01 July 2022

## Investment strategy

SKAGEN Kon-Tiki is a value-based emerging markets equity fund. It seeks to generate long-term capital growth through an actively managed, high conviction portfolio of companies which are listed in, or have significant exposure to, developing markets. Subscriptions are made in fund units and not directly in stocks or other securities. The benchmark reflects the fund's investment mandate. Since the fund is actively managed, the portfolio will deviate from the composition of the benchmark.

# SKAGEN Kon-Tiki A

RISK PROFILE



4 of 7

YTD RETURN

9.37 %

29.11.2024

ANNUAL RETURN

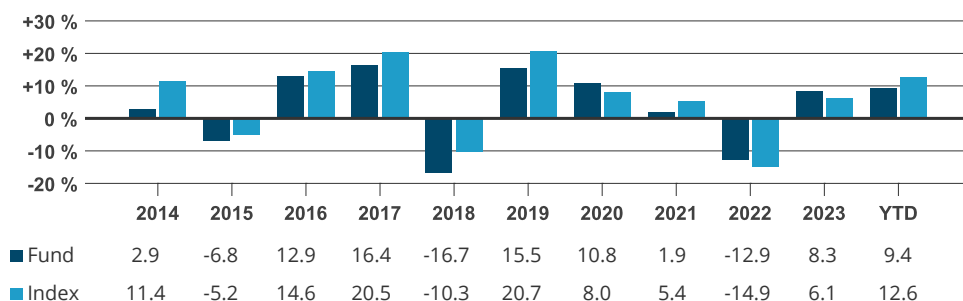
4.09 %

Average last 5 years

Monthly report for November as of 30.11.2024. All data in EUR unless otherwise stated.

Historical returns are no guarantee for future returns. Future returns will depend, inter alia, on market developments, the fund manager's skills, the fund's risk profile and subscription and management fees. The return may become negative as a result of negative price developments. The fund's Key Investor Information Document and prospectus are available on [www.skagenfunds.com](http://www.skagenfunds.com)

## Historical return in EUR (net of fees)



The benchmark index is the MSCI EM Index (net total return), this index did not exist at the inception of the fund and consequently the benchmark index prior to 01.01.2004 was the MSCI World AC Index.

| Period          | Fund (%) | Index (%) | Key figures              | 1 year | 3 years | 5 years |
|-----------------|----------|-----------|--------------------------|--------|---------|---------|
| Last month      | -1.73    | -0.90     | Standard deviation       | 10.32  | 14.76   | 17.50   |
| Year to date    | 9.37     | 12.59     | Standard deviation index | 10.27  | 13.59   | 15.54   |
| Last 12 months  | 11.84    | 16.72     | Tracking error           | 3.81   | 6.27    | 6.49    |
| Last 3 years    | 1.50     | 0.71      | Information ratio        | -1.12  | 0.15    | 0.04    |
| Last 5 years    | 4.09     | 3.83      | Active share: 85 %       |        |         |         |
| Last 10 years   | 3.03     | 4.77      |                          |        |         |         |
| Since inception | 9.63     | 6.69      |                          |        |         |         |

Returns over 12 months are annualised.

## Monthly commentary, November 2024

**It was a weak month for Emerging Markets equities as Chinese stimulus expectations abated and widening fiscal concerns in Brazil drove markets lower. As a result, the underperformance to developed markets, led by the US, continued.**



Brazilian equities have faced a near-perfect storm of rising real yields and a weakening currency as investors have become increasingly concerned about the country's widening fiscal deficit and political direction.

SKAGEN Kon-Tiki entered the year with a significant exposure to Brazilian companies, which has weighed on performance, also in November. Outside of Brazil, the key detractors during the month were our largest Chinese holdings, Ping An and Alibaba, both of which gave back some of their year-to-date gains during November. However, they remain strong contributors for the year as a whole.

On the positive side, West China Cement performed strongly as the market increasingly appreciates the company's attractive African exposure. Chinese auto dealership Zhongsheng also rose significantly on the back of news that it has signed a strategic cooperation with Chinese EV manufacturer Seres for its AITO brand. In Korea, the fund's bank holdings KB Financial, Hana Financial and DGB Financial rose on expectations for higher shareholder returns under the Corporate Value Up programme, a theme we have been positioned for over the last three years.

There were no changes in the fund's holdings during the month. As result, the fund maintains its attractive risk/reward profile as indicated by the 9x P/E and 0.9x P/B weighted average valuation, a discount of 35% and 50% respectively to the MSCI EM index.

## Contribution last month

|  Largest contributors | Weight (%) | Contribution (%) |  Largest detractors | Weight (%) | Contribution (%) |
|---|------------|------------------|--|------------|------------------|
| -   | -          | -                | -  | -          | -                |
| -   | -          | -                | -  | -          | -                |
| -   | -          | -                | -  | -          | -                |
| -   | -          | -                | -  | -          | -                |
| -   | -          | -                | -  | -          | -                |

Absolute contribution based on NOK returns at fund level.

## Portfolio information

| Top 10 investments                        | Share (%) | Country exposure    | Share (%) | Sector exposure        | Share (%) |
|---|-----------|---------------------|-----------|------------------------|-----------|
| Ping An Insurance Group Co of China Ltd   | 8.4       | South Korea         | 25.6      | Consumer discretionary | 26.1      |
| Alibaba Group Holding Ltd                 | 7.6       | China               | 25.5      | Financials             | 19.5      |
| Taiwan Semiconductor Manufacturing Co Ltd | 6.1       | Brazil              | 14.4      | Information technology | 13.8      |
| Samsung Electronics Co Ltd                | 4.7       | Taiwan              | 9.1       | Materials              | 10.4      |
| Prosus NV                                 | 4.3       | South Africa        | 5.0       | Consumer Staples       | 9.0       |
| Naspers Ltd                               | 4.2       | Hong Kong SAR China | 3.0       | Energy                 | 5.6       |
| LG Electronics Inc                        | 4.0       | France              | 2.9       | Industrials            | 4.0       |
| Hana Financial Group Inc                  | 3.2       | Mexico              | 2.6       | Fund                   | 3.5       |
| Hyundai Motor Co                          | 3.1       | Cayman Islands      | 2.1       | Health care            | 2.6       |
| Hon Hai Precision Industry Co Ltd         | 3.0       | Türkiye             | 2.0       | Communication Services | 2.5       |
| Total share                               | 48.6 %    | Total share         | 92.2 %    | Total share            | 97.0 %    |

## Sustainability

### SKAGEN's approach to sustainability

Our ESG approach is built on four pillars. In keeping with SKAGEN's active investment philosophy, our sustainability activities centre on active engagement with our holding companies, which is where we believe we can have the greatest impact. We recognise, however, that the full potential of a sustainable investment strategy is best realised when combining the following four pillars.

- ✓ Exclusion
- ✓ Enhanced due diligence
- ✓ ESG factsheet
- ✓ Active ownership

## IMPORTANT INFORMATION

This is a marketing communication. Except otherwise stated, the source of all information is Storebrand Asset Management AS. Statements reflect the portfolio managers viewpoint at a given time, and this viewpoint may be changed without notice.

Future fund performance is subject to taxation which depends on the personal situation of each investor, and which may change in the future.

The tax treatment of the gains and losses made by the investor and distributions received by the investor depend on the individual circumstances of each investor and may imply the payment of additional taxes. Before any investment is made in the Fund, investors are urged to consult with their tax advisor for a complete understanding of the tax regime, which is applicable to their individual case.

Storebrand Asset Management AS is a management company authorised by the Norwegian supervisory authority, Finanstilsynet, for the management of UCITS under the Norwegian Act on Securities Funds and has its registered office at Professor Kohts vei 9, 1366 Lysaker, Norway. Storebrand Asset management AS is part of the Storebrand Group and owned 100% by Storebrand ASA. Storebrand Group consists of all companies owned directly or indirectly by Storebrand ASA.

Following the merger of Storebrand Asset Management AS and SKAGEN AS, SKAGEN's portfolio team will continue to manage the funds' portfolios from the new separate legal entity, SKAGEN AS, while Storebrand Asset Management AS carries out the role of the management company.

No offer to purchase units can be made or accepted prior to receipt by the offeree of the Fund's prospectus and PRIIPS KID (for UK: KIID) and the completion of all appropriate documentation. You can download more information including subscription/redemption forms, full prospectus, PRIIPs KID (for UK: KIID), General Commercial Terms, Annual Reports and Monthly Reports in English language from SKAGEN's webpages.

Investors rights to complain and certain information on redress mechanisms are made available to investors pursuant to our complaints handling policy and procedure. The summary of investor rights in English is available here: [www.skagenfunds.com/contact/investor-rights/](http://www.skagenfunds.com/contact/investor-rights/) The investor rights summary is available in all languages of the countries where the fund is registered with the national Financial Services Authority. Please refer to SKAGEN's webpages and choose your respective country for this information.

Storebrand Asset Management AS may terminate arrangements for marketing under the Cross-border Distribution Directive denotification process.

For further information about sustainability-related aspects of the Fund, including the sustainability disclosure summary in English, please refer to: [www.skagenfunds.com/sustainability/sustainable-investing/](http://www.skagenfunds.com/sustainability/sustainable-investing/) The sustainability disclosure summary is available in all languages of the countries where the fund is registered with the national Financial Services Authority. Please refer to SKAGEN's webpages and choose your respective country for this information.

The decision to invest in the Fund should take into account all the characteristics or objectives of the Fund as described in its prospectus.

#### **Important information for UK Investors**

Storebrand Asset Management AS has established a subsidiary in the UK. Storebrand Asset Management UK Ltd is located at 15 Stratton Street, London, W1J 8LQ. Storebrand Asset Management UK Ltd is an Appointed Representative of Robert Quinn Advisory LLP, which is authorised and regulated by the Financial Conduct Authority. Storebrand Asset Management UK Ltd is incorporated in England and the registered office is at 15 Stratton Street, London, England, W1J 8LQ. The investment products and services of Storebrand Asset Management UK Ltd are only available to professional clients and eligible counterparties. They are not available to retail clients. For more information, please contact Storebrand Asset management UK Ltd.'s team.

#### **Important Information for Luxembourg Investors**

For more information, please contact SKAGEN's Stavanger based International team: [international@skagenfunds.com](mailto:international@skagenfunds.com)  
For Facilities Services information please refer to our webpages.

#### **Important Information for Irish Investors**

For more information, please contact SKAGEN's Stavanger based International team: [international@skagenfunds.com](mailto:international@skagenfunds.com)  
For Facilities Services information please refer to our webpages.

#### **Important Information for Dutch Investors**

For more information, please contact SKAGEN's Stavanger based international team: [international@skagenfunds.com](mailto:international@skagenfunds.com)  
For Facilities Services information please refer to our webpages.

#### **Important Information for Icelandic Investors**

For more information, please contact SKAGEN's Stavanger based international team: [international@skagenfunds.com](mailto:international@skagenfunds.com)  
For Facilities Services information please refer to our webpages.